

Flu Incidence Count - Students out with Flu-

JACKSON COUNTY SCHOOLS

Ashland	Total Student Population	Students Out w/ flu-like symptoms	% of Total Students
ASHLAND HIGH	1086	116	10.68%
ASHLAND MIDDLE	569	122	21.44%
BELLVIEW ELEMENTARY	292	30	10.27%
HELMAN ELEMENTARY	311	45	14.47%
JOHN MUIR ELEMENTARY	108	12	11.11%
LITHIA SPRINGS	30	0	0.00%
SOCSTC - SO. OR CHILD STUDY TREATMENT CENTER	9	2	22.22%
WALKER ELEMENTARY	340	45	13.24%
WILLOW WIND SCHOOL	212	14	6.60%
TOTALS	2957	386	13.05%

Butte Falls

BUTTE FALLS	173	NOT REPORTED	0.00%
Totals	173	0	

Central Point

CRATER HIGH	1591	88	5.53%
SCENIC MIDDLE SCHOOL	847	15	1.77%
HANBY MIDDLE SCHOOL	259	16	6.18%
CENTRAL POINT ELEMENTARY	469	18	3.84%
JEWETT ELEMENTARY	551	45	8.17%
PATRICK ELEMENTARY	256	23	8.98%
RICHARDSON ELEMENTARY	504	35	6.94%
SAMS VALLEY ELEMENTARY	211	29	13.74%
TOTALS	4688	269	

Eagle Point

EAGLE POINT HIGH	1164	NOT REPORTED	0.00%
EAGLE POINT MIDDLE SCHOOL	511	NOT REPORTED	0.00%
WHITE MOUNTAIN MIDDLE	417	NOT REPORTED	0.00%
LITTLE BUTTE SCHOOL	506	NOT REPORTED	0.00%
EAGLE ROCK ELEMENTARY	357	NOT REPORTED	0.00%
WHITE CITY ELEMENTARY	474	NOT REPORTED	0.00%
MOUNTAIN VIEW ELEMENTARY	341	NOT REPORTED	0.00%

SHADY COVE ELEMENTARY	201	NOT REPORTED	0.00%
ELK TRAIL ELEMENTARY	128	NOT REPORTED	0.00%
LAKE CREEK LEARNING CENTER	47	NOT REPORTED	0.00%
TOTALS	4146	0	

0

Medford School District	Total Student Population	Students Out w/ ILI	% of Total Students
ABRAHAM LINCOLN ELEMENTARY	478	36	7.53%
GRIFFIN CREEK ELEMENTARY	561	31	5.53%
HOOVER ELEMENTARY	567	8	1.41%
HOWARD ELEMENTARY	504	18	3.57%
JACKSON ELEMENTARY	314	25	7.96%
JACKSONVILLE ELEMENTARY	325	37	11.38%
JEFFERSON ELEMENTARY	541	24	4.44%
KENNEDY ELEMENTARY	553	25	4.52%
LONE PINE ELEMENTARY	533	24	4.50%
MADRONE TRAIL CHARTER SCHOOL	114	29	25.44%
OAK GROVE	474	60	4.80%
ROOSEVELT ELEMENTARY	371	25	6.74%
RUCH SCHOOL	198	23	11.62%
WASHINGTON ELEMENTARY	409	68	16.63%
WILSON ELEMENTARY	564	34	6.03%
HEDRICK MIDDLE SCHOOL	897	45	5.02%
McLOUGHLIN MIDDLE SCHOOL	893	25	2.80%
NORTH MEDFORD HIGH SCHOOL	1756	156	8.88%
SOUTH MEDFORD HIGH SCHOOL	1777	95	5.35%
MEDFORD OPPORTUNITY HIGH SCHOOL	220	14	6.36%
TOTALS	12049	802	

Phoenix-Talent

PHOENIX HIGH SCHOOL	782	10	1.28%
TALENT MIDDLE SCHOOL	608	13	2.14%
PHOENIX ELEMENTARY	407	256	62.90%
ORCHARD HILL ELEMENTARY	407	27	6.63%

TALENT ELEMENTARY	482	15	3.11%
-------------------	-----	----	-------

TOTALS **2686** **321**

Pinehurst

PINEHURST ELEMENTARY SCHOOL	24	0	0.00%
-----------------------------	----	---	-------

Prospect

	Total Student Population	Students Out w/ flu-like symptoms	% of Total Students
PROSPECT SCHOOL	157	0	0.00%
TOTALS	157	0	

Rogue River

ROGUE RIVER HIGH	364	53	14.56%
ROGUE RIVER MIDDLE	248	27	10.89%
EVANS VALLEY ELEMENTARY	145	4	2.76%
ROGUE RIVER ELEMENTARY	279	28	10.04%
TOTALS	1036	112	

Josephine County Schools

Grants Pass Schools

ALLEN DALE ELEMENTARY	439	NOT REPORTED	0.00%
HIGHLAND ELEMENTARY	390	NOT REPORTED	0.00%
LINCOLN ELEMENTARY	395	NOT REPORTED	0.00%
PARKSIDE ELEMENTARY	494	NOT REPORTED	0.00%
REDWOOD ELEMENTARY	397	NOT REPORTED	0.00%
RIVERSIDE ELEMENTARY	396	NOT REPORTED	0.00%
NORTH MIDDLE SCHOOL	712	NOT REPORTED	0.00%
SOUTH MIDDLE SCHOOL	613	NOT REPORTED	0.00%
GRANTS PASS HIGH SCHOOL	1804	NOT REPORTED	0.00%
GLADIOLA ALTERNATIVE SCHOOL	95	NOT REPORTED	0.00%

TOTALS **5735** **0**

Three Rivers School District

APPLEGATE ELEMENTARY	122	9	7.38%
EVERGREEN ELEMENTARY	470	17	3.62%
FLEMING MIDDLE SCHOOL	420	18	4.29%
FT. VANNOY ELEMENTARY	301	28	9.30%
FRUITDALE ELEMENTARY	309	26	8.41%
HIDDEN VALLEY HIGH SCHOOL	831	48	5.78%

ILLINOIS VALLEY HIGH SCHOOL	370	14	3.78%
JEROME PRAIRIE ELEMENTARY	217	14	6.45%
LINCOLN SAVAGE MIDDLE SCHOOL	476	44	9.24%
LORNE BYRNE MIDDLE SCHOOL	271	15	5.54%
MADRONA ELEMENTARY	247	11	4.45%
MANZANITA ELEMENTARY	388	16	4.12%
NORTH VALLEY HIGH SCHOOL	640	26	4.06%
WILLIAMS ELEMENTARY	93	4	2.00%
TOTALS	5155	290	

Klamath County Schools

Klamath Falls City Schools	Total Student Population	Students Out w/ flu-like symptoms	% of Total Students
CONGER ELEMENTARY	407	0	0.00%
FAIRVIEW ELEMENTARY	285	0	0.00%
MILLS ELEMENTARY	509	0	0.00%
PELICAN ELEMENTARY	247	0	0.00%
ROOSEVELT ELEMENTARY	372	0	0.00%
PONDEROSA JR. HIGH	454	0	0.00%
KLAMATH UNION HIGH	807	0	0.00%
TOTALS	3081	0	0

Klamath Falls County Schools

BONANZA	487		N/A
BRIXNER	365	0	0.00%
CHILOQUIN ELEMENTARY	201	0	0.00%
CHILOQUIN HIGH	206	0	0.00%
FERGUSON	474	0	0.00%
GILCHRIST	212	0	0.00%
HENLEY ELEMENTARY	356	0	0.00%
HENLEY MIDDLE	386	0	0.00%
HENLEY HIGH	689	0	0.00%
KENO	177	0	0.00%
LOST RIVER	278	0	0.00%
MALIN	144	0	0.00%

MAZAMA HIGH	795	0	0.00%
MERRILL	145		0.00%
PETERSON	531		0.00%
SHASTA	529		0.00%
STEARNS ELEMENTARY	335	0	0.00%
TOTALS	6310	0	

**New Cases
in Past
Week**

16
8
0
1
-52
11
-77
5
4
27
-2
-2
-1
-10
1
-11
10
8
-36
6

-94

7
12
104
20

13

156

0


**New Cases
in Past
Week**

3
3



0

NOT REPORTED
NOT REPORTED
NOT REPORTED
NOT REPORTED
NOT REPORTED
NOT REPORTED
NOT REPORTED
NOT REPORTED
NOT REPORTED
NOT REPORTED

0



**New Cases
in Past
Week**



0